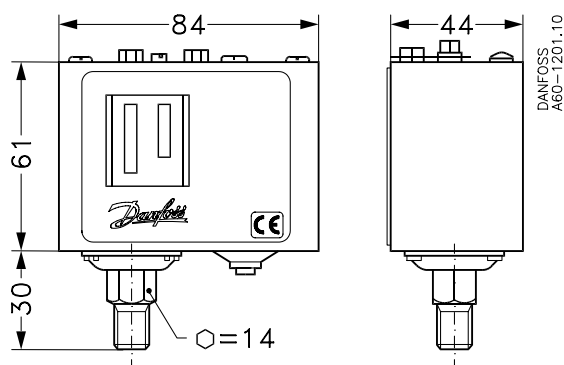


Instructions

060R9309

060R9309

Pressure Controls KP 35, KP 36 and KP 37

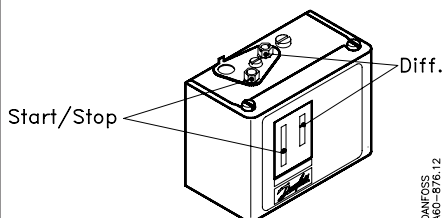
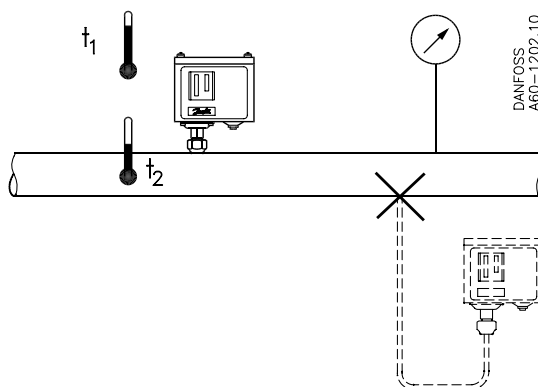


KP 35, KP 36, KP 37

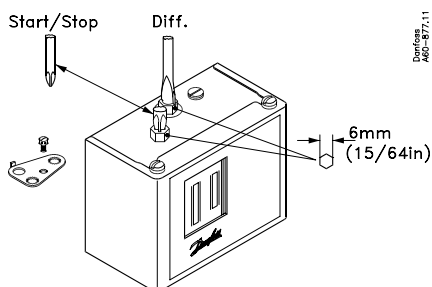
t_1 min. -40°C
 t_1 max. 65°C

t_2 min. -40°C
 t_2 max. 100°C

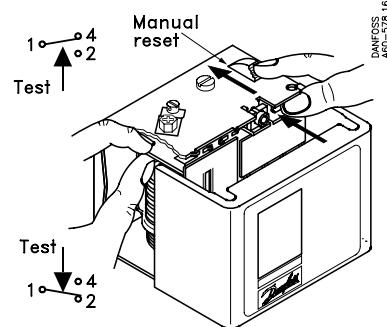
P_{test} max.
KP 35: 22 bar
KP 36: 22 bar
KP 37: 32 bar



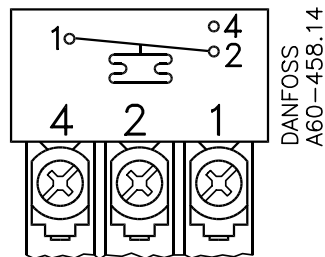
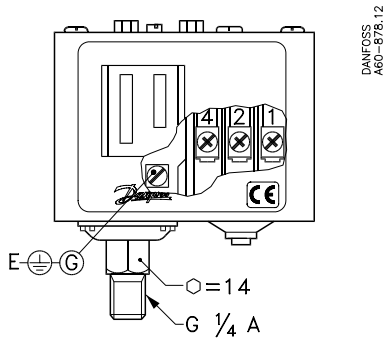
DANFOSS
A60-876.12



Danfoss
A60-877.11



DANFOSS
A60-378.16



Contact system with standard AG contacts
Single pole changeover switch (SPDT)

Alternating current:

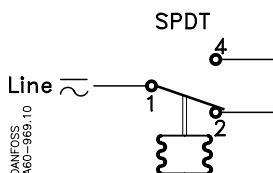
AC-1: 16, 400 V

AC-3: 16A, 400 V

AC-15: 10A, 400 V

Direct current:

DC-13: 12W, 220 V



Contact system with gold contacts
Single pole changeover switch (SPDT)

Alternating current:

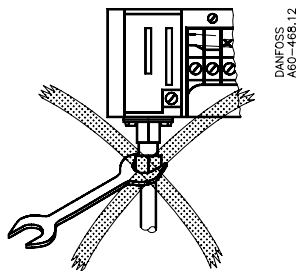
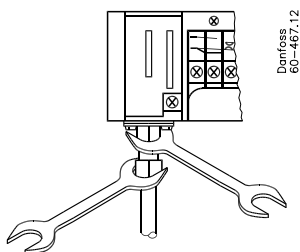
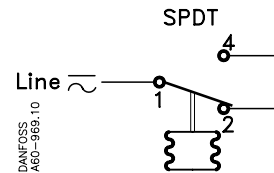
AC-1: 10, 400 V

AC-3: 6A, 400 V

AC-15: 4A, 400 V

Direct current:

DC-13: 12W, 220 V

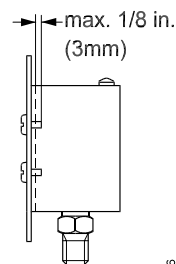
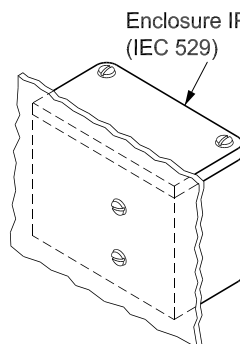
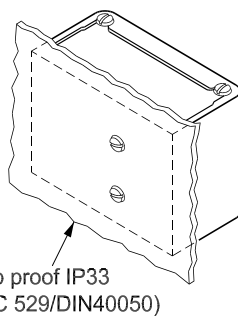
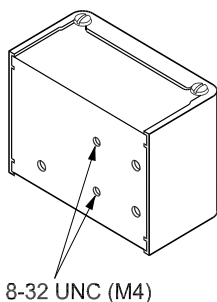


When used acc. to UL regulations

UL Listed refrigeration controller 61B5

Voltage		FL	LR	Resist.	Pilot
AC	DC	A	A	lead	duty
240		8	48	8 A	3 A
120		16	96	16 A	
	240				12 W

Use copper wire only
Tightening torque 20 lb. in.



Danfoss
60-806.16

CAUTION: The mounting panel must be plane to avoid damage of control